





**SAINIK SCHOOL AMBIKAPUR**  
**CHHATTISGARH**  
**SUMMER VACATION HOMEWORK (2024-25)**  
**Class- VII**  
**Subject - English**

Class – VII	Subject - English	Teachers - Mr Prakash Tiwari, Mr Sudhir Kumar, Mr Ashish Tiwari
1.	Syllabus for PT-1	1. First two chapters from both textbooks. Formal letter, Grammar and Reading Comprehension.
2.	Revision Homework / Assignment	<p>"Dear cadets, we are thrilled to announce an exciting project! You'll be creating vlogs to explore the world of English in fun and engaging ways. Choose from book reviews, word of the week, creative writing challenges, and more(<b>S.no. 1 is compulsory. Any 5 of the remaining</b>)Let your creativity shine, and let's make learning English an adventure together!</p> <p>  #EnglishVlogProject #SSAP#Sainik School Ambikapur</p> <p>Once your English vlog is ready, please upload it to your Google Drive. Share the link with your respective teacher by sending it to their WhatsApp number. Let's showcase our fantastic English projects!  </p> <p style="text-align: right;"><b>Happy learning!" - Prakash, Sudhir and Ashish sir.</b></p> <ol style="list-style-type: none"> <li><b>Word of the Day:</b> Introduce a new interesting or uncommon word every day. Explain its meaning, usage, and challenge your viewers to use it in a sentence.(<b>CEFR C1 or C2 level words</b>)</li> <li><b>Famous Author Spotlight:</b> Pick a famous author and create a vlog about their life, notable works, and writing style. Discuss what you find interesting about their contributions to literature.</li> </ol>

		<ol style="list-style-type: none"><li>3. <b>Grammar Tips:</b> Share helpful grammar tips and tricks. You can cover topics like punctuation, common mistakes, or fun grammar-related games.</li><li>4. <b>Poetry Recitation:</b> Choose a poem you love, memorize it, and recite it on camera. Discuss what the poem means to you and why you chose it.</li><li>5. <b>Create a Travel Journal:</b> Keep a travel journal during your vacation. Write about your experiences, describe new places you visit, and reflect on the sights and sounds you encounter. Improve your writing skills and foster creativity and observation.</li><li>6. <b>Book Review Podcast:</b> Choose a book to read over the vacation and create a podcast-style book review. Record yourself discussing the plot, characters, themes, and your overall impression of the book. Practice speaking and critical thinking skills.</li><li>7. <b>Literary Scavenger Hunt:</b> Find examples of literary elements or devices (such as similes, metaphors, alliteration, etc.) in books, magazines, or vacation signs and advertisements. Analyze language in real-world contexts.</li><li>8. <b>Creative Writing Prompts Jar:</b> Select a writing prompt from a jar each day and write a response. Promote daily writing practice and spark creativity.e.g.(Write a story about a character who discovers a magical object hidden in their attic. Imagine you woke up one morning with the ability to speak to animals. What adventures would you have? Create a story set in a futuristic world where technology controls everything. Describe a day in the life of a superhero who has</li></ol>
--	--	----------------------------------------------------------------------------------------------------------------------------------------------------------------------------------------------------------------------------------------------------------------------------------------------------------------------------------------------------------------------------------------------------------------------------------------------------------------------------------------------------------------------------------------------------------------------------------------------------------------------------------------------------------------------------------------------------------------------------------------------------------------------------------------------------------------------------------------------------------------------------------------------------------------------------------------------------------------------------------------------------------------------------------------------------------------------------------------------------------------------------------------------------------------------------------------------------------------------------------------------------------------------------------------------------------------------------------------------------------------------------------------------------------------------------------------------------------------------------------------------------------------------------------------------------------------------------------------------------------------------------------------------------------------------------

		<p>just discovered their powers. Write about a character who finds a mysterious map leading to a hidden treasure. Invent a story about a group of friends who uncover a portal to a parallel universe. Imagine you could time travel to any period in history. Where would you go and what would you do? Write a spooky tale about a haunted house in your neighborhood. Describe a world where humans have colonized another planet. Invent a story about a young inventor who creates a robot companion.)</p> <p>9. <b>Interview a Family Member:</b> Interview a family member about their life experiences, favorite memories, or significant events. Write a narrative based on the interview, incorporating quotes and anecdotes. Develop interviewing, listening, and storytelling skills.</p> <p>10. <b>Create a Digital Storyboard:</b> Choose a favorite book or short story and create a digital storyboard using tools like Canva or Google Slides. Visually represent key scenes, characters, and events, and include captions or brief summaries for each.</p>
3.	Subject Capacity Building Assignment	<ol style="list-style-type: none"> <li>1. Think of a story idea. It could be about anything you like – a fun adventure, a mystery, a funny moment, or even something you experienced yourself.</li> <li>2. Plan your story by jotting down the main events. Who are the characters? What happens first, next, and last?</li> <li>3. Write your story! Aim for around one page (or a bit more if you're feeling inspired).</li> <li>4. Check your work. Make sure your sentences make sense, and look for any spelling mistakes.</li> </ol>

		Remember, this is your chance to be creative and have fun with your writing!
4.	Preparatory Work for Units/ Chapters covered	1. Find examples of literary elements or devices (such as similes, metaphors, alliteration, etc.) in the first four chapters of both textbooks and prepare a chart based on it.

**SAINIK SCHOOL AMBIKAPUR**  
**CHHATTISGARH**  
**SUMMER VACATION HOMEWORK (2024-25)**  
**Class- VII**  
**Subject - Science**

Class – VII	Subject- Science	Teachers - Manish Rajak, KPC Rambabu, Sunil Kumar Dubey
S.No.	Items	Details
1.	Syllabus for PT-1	1.Nutrition in plants 2.Nutrition in Animals
2.	Revision Homework / Assignment	1. Find out what vitamins are and get the following information.  (i) Why are vitamins necessary in the diet?  (ii) Which fruits or vegetables should be eaten regularly to get vitamins?
3.	Subject Capacity Building Assignment	2. Take a potted plant with broad leaves. Take two strips of black paper and cut out a small square in the centres. Cover a part of two leaves with these papers and secure them with paper clips (Fig. 1.9). Keep the plant in sunlight for 2–5 days. Observe the difference in the colour of the covered and the uncovered portions on the leaf. Perform iodine test on this leaf. Did the two parts show different results? Now take second leaf. Remove the strip and expose the covered part to the sunlight for

		<p>2–3 days and do the iodine test again. Describe your observations.</p> <p>3. Visit a greenhouse if there is one near your place. Observe how they grow plants. Find out how they regulate the amount of light, water and carbon dioxide to grow the plants.</p> <p>4. Visit a doctor and find out:</p> <p>(i) Under what conditions does a patient need to be on a drip of glucose?</p> <p>(ii) Till when does a patient need to be given glucose?</p> <p>(iii) How does glucose help the patient recover?</p>
4.	Preparatory Work for Units/ Chapters covered	Prepare 50 MCQ questions from chapter 1 &2

**SAINIK SCHOOL AMBIKAPUR**  
**CHHATTISGARH**  
**SUMMER VACATION HOMEWORK (2024-25)**  
**Class- VII**  
**Subject - Maths**

Class – VII	Subject - Maths	Teachers - SK Pandey, TS Rao, TVNM Rao
S.No.	Items	Details
1.	Syllabus for PT-1	<ol style="list-style-type: none"> <li>1. Integers</li> <li>2. Fractions and Decimals</li> <li>3. Data Handling</li> </ol>
2.	Revision Homework / Assignment	<ol style="list-style-type: none"> <li>1. Write the integer which is 4 more than its additive inverse.</li> <li>2. Write the integer which is 2 less than its additive inverse.</li> <li>3. Rita goes 20 km towards east from a point A to the point B. From B, she moves 30 km towards west along the same road. If the distance towards east is represented by a positive integer then, how will you represent the distance traveled towards west? By which integer will you represent her final position from A?</li> <li>4. Write a negative integer and a positive integer whose sum is <math>-5</math>.</li> <li>5. Write a negative integer and a positive integer whose difference is <math>-3</math>.</li> <li>6. Mr. Rajan got a job at the age of 24 years and he retired from the job at the age of 60 years. What fraction of his age till retirement was he in the job?</li> <li>7. It was estimated that because of people switching to Metro trains, about 33000 tonnes of CNG, 3300 tonnes of diesel and 21000 tonnes of petrol was saved by the end of 2007. Find the fraction of : (i) the quantity of diesel saved to the quantity of petrol saved. (ii) the quantity of diesel saved to the quantity of CNG saved.</li> </ol>
3.	Subject Capacity Building Assignment	<ol style="list-style-type: none"> <li>1. To represent the following products of decimal numbers on a square by drawing Horizontal / Vertical lines and shading (i) <math>0.3 \times 0.7</math> (ii) <math>0.5 \times 0.5</math></li> <li>2. To find the sum of fractions with different denominators</li> <li>3. To verify that vertically opposite angles are equal.</li> </ol>
4.	Preparatory Work for Units/ Chapters covered	<ol style="list-style-type: none"> <li>1. Prepare a model of parallel lines and transversal.</li> <li>2. Compare the marks obtained in all subjects by a student in the first and second term examination by drawing a bar graph using paper cutting and pasting.</li> </ol>

**SAINIK SCHOOL AMBIKAPUR**  
**CHHATTISGARH**  
**SUMMER VACATION HOMEWORK (2024-25)**  
**Class- VII**  
**Subject - Social Science**

Class – VII	Subject - Social Science	Teachers- Shivesh Rai, AR Khan, Madhu Gupta
S.No.	Items	Details
1.	Syllabus for PT-1	Hist Chapter 1st, Geography Ch 1st, Civics Ch 1st
2.	Revision Homework / Assignment	1. Write about the important personalities in chapter number 1 <sup>st</sup> History.
3.	Subject Capacity Building Assignment	1. Write a brief note about Pachmarhi Educational Tour
4.	Preparatory Work for Units/ Chapters covered	1. 150 MCQ from 1 <sup>st</sup> chapter of Hist, Geog and Civics. 2. Complete all the three exercises.



**SAINIK SCHOOL AMBIKAPUR**  
**CHHATTISGARH**  
**SUMMER VACATION HOMEWORK (2024-25)**  
**Class- VII**  
**Subject - Hindi**

Class – VII	Subject Hindi	Teachers- Ravindra Tiwari, AM Tripathi, Rajesh Kumar
S.No.	Items	Details
1.	Syllabus for PT-1	<p style="text-align: center;">पाठ्यपुस्तक वसंत -2</p> <p style="text-align: center;">1. पाठ 1- हम पंछी उन्मुक्त गगन के पूरक पुस्तक बाल महाभारत</p> <p style="text-align: center;">1. पाठ 1- महाभारत कथा 2. पाठ 2- देवव्रत 3. पाठ 3- भीष्म प्रतिज्ञा</p> <p>औपचारिक और अनौपचारिक पत्र तथा अनुच्छेद का अभ्यास कीजिए</p> <p>संज्ञा और सर्वनाम की परिभाषा, भेद एवं उदाहरण</p>
2.	Revision Homework / Assignment	<p>कक्षा में पढाए गये निम्न पाठों / शीर्षकों के समस्त प्रश्न उत्तरों को उत्तर-पुस्तिका में पूर्ण करें   इनका गहन अध्ययन कीजिए तथा सम्बंधित प्रश्नोत्तरों का अभ्यास कीजिए  </p> <p style="text-align: center;">पाठ्यपुस्तक वसंत -2</p> <p style="text-align: center;">1. पाठ 1- हम पंछी उन्मुक्त गगन के पूरक पुस्तक बाल महाभारत</p> <p style="text-align: center;">1. पाठ 1- महाभारत कथा</p> <p style="text-align: center;">2. पाठ 2- देवव्रत</p> <p style="text-align: center;">3. पाठ 3- भीष्म प्रतिज्ञा</p>

3.	Subject Capacity Building Assignment	<p>1- पक्षियों से सम्बन्धित एक स्वरचित कविता लिखिए ।</p> <p>2- अपने द्वारा की गयी किसी एक यात्रा का वर्णन 200 शब्दों में कीजिए ।</p> <p>3 -चन्द्रयान 3 की सफलता के आधार पर कल्पना द्वारा एक कहानी लिखें जिसमें कि आप स्वयं चन्द्रमा पर घूमने गए हों ।</p> <p>4- पक्षियों को निम्नलिखित से होने वाली समस्याओं का सचित्र वर्णन कीजिए और पक्षियों के संरक्षण के उपाय भी लिखिए ।</p> <ol style="list-style-type: none"> <li>1. मोबाइल टावर</li> <li>2. शहरीकरण</li> <li>3. पेड़ों की कटाई</li> <li>4. प्रदूषण</li> </ol>
4.	Preparatory Work for Units/ Chapters covered	<p>‘वसंत’ के पाठ एक, एवं ‘बाल महाभारत’ से पाठ एक, दो और तीन का गहन अध्ययन कीजिए तथा सम्बंधित प्रश्नोत्तरों का अभ्यास कीजिए ।</p> <p>· औपचारिक और अनौपचारिक पत्र तथा अनुच्छेद का अभ्यास कीजिए</p> <p>संज्ञा और सर्वनाम की परिभाषा, भेद एवं उदाहरण</p>

**SAINIK SCHOOL AMBIKAPUR**  
**CHHATTISGARH**  
**SUMMER VACATION HOMEWORK (2024-25)**  
**Class- VII**  
**Subject - Sanskrit**

Class – VII	Subject - Sanskrit	Teachers- Sourabh Kumar Jain
S.No.	Items	Details
1.	Syllabus for PT-1	पाठ क्रमांक 1 पाठ क्रमांक 2
2.	Revision Homework / Assignment	पाठ क्रमांक के आधार पर 10 श्लोक लिखिए
3.	Subject Capacity Building Assignment	पाठ क्रमांक 2 के आधार पर दो स्वरचित कहानी लिखिए
4.	Preparatory Work for Units/ Chapters covered	प्रतिदिन के व्यवहार में प्रयुक्त होने वाले हिंदी के शब्दों को संस्कृत में लिखिए

**SAINIK SCHOOL AMBIKAPUR**  
**CHHATTISGARH**  
**SUMMER VACATION HOMEWORK (2024-25)**  
**Class- VII**  
**Subject - Computer Applications**

Class – VII	Subject - Computer Applications	Teachers- Roushan Kumar
S.No.	Items	Details
1.	Syllabus for PT-1	<ol style="list-style-type: none"> <li>1. System Software and Utilities</li> <li>2. Database</li> </ol>
2.	Revision Homework / Assignment	<p>EXPAND THESE ABBREVIATIONS:</p> <ol style="list-style-type: none"> <li>1. CSS</li> <li>2. DNS</li> <li>3. DSL</li> <li>4. E-Banking</li> <li>5. E-Commerce</li> <li>6. E-Groups</li> <li>7. E-learning</li> <li>8. E-mail</li> <li>9. E-Reservation</li> <li>10. E-Shopping</li> <li>11. EULA</li> <li>12. FAQ</li> <li>13. FOI</li> <li>14. FTP</li> <li>15. GBPS</li> <li>16. GPL</li> <li>17. GUI</li> <li>18. HDSL</li> <li>19. HTML</li> <li>20. IAB</li> </ol>
3.	Subject Capacity Building Assignment	<ol style="list-style-type: none"> <li>1. What are the various categories of software? Explain any two of them briefly.</li> <li>2. What is an Operating System? Explain briefly with examples.</li> <li>3. Write five features of an Operating System.</li> <li>4. Write any five characteristic features of Computer System.</li> </ol>

		5. What is Number System? Mention the rules of Binary Addition. 6. What is Data Type? Explain different data types used in database package.
4.	Preparatory Work for Units/ Chapters covered	3. Reports in Database 4. HTML